


FOR ECONOMICAL DEDUSTING OF LOADERS, BUNKERS AND CONVEYOR BELTS



**Ulufi also available in
explosion proof design**

Picture: Ulufi 10 in antistatic design

The ULUFI is an electrically controlled fully automatic filter with side-folding clean gas housing, which serves for direct dedusting and dust recirculation when loading silo vehicles and containers with a jet loader and - due to its extremely compact design and performance - for conveyor belt dedusting.

Areas of Application

- Economical dedusting of loaders, conveyor belts and bunkers
- Compact design
- Large door openings for easy cleaning and maintenance
- Variable designs
- Filter dusts are returned to the bulk material - no hazardous waste is produced
- High degree of separation (residual dust content < 5 mg/m³)
- Including control (optionally time (standard) or differential pressure controlled)

- Rust removal: SA 2,5
Primer: 2K; 40µm
Top coat: 2K; RAL 9006; 40µm

Details / Explanation

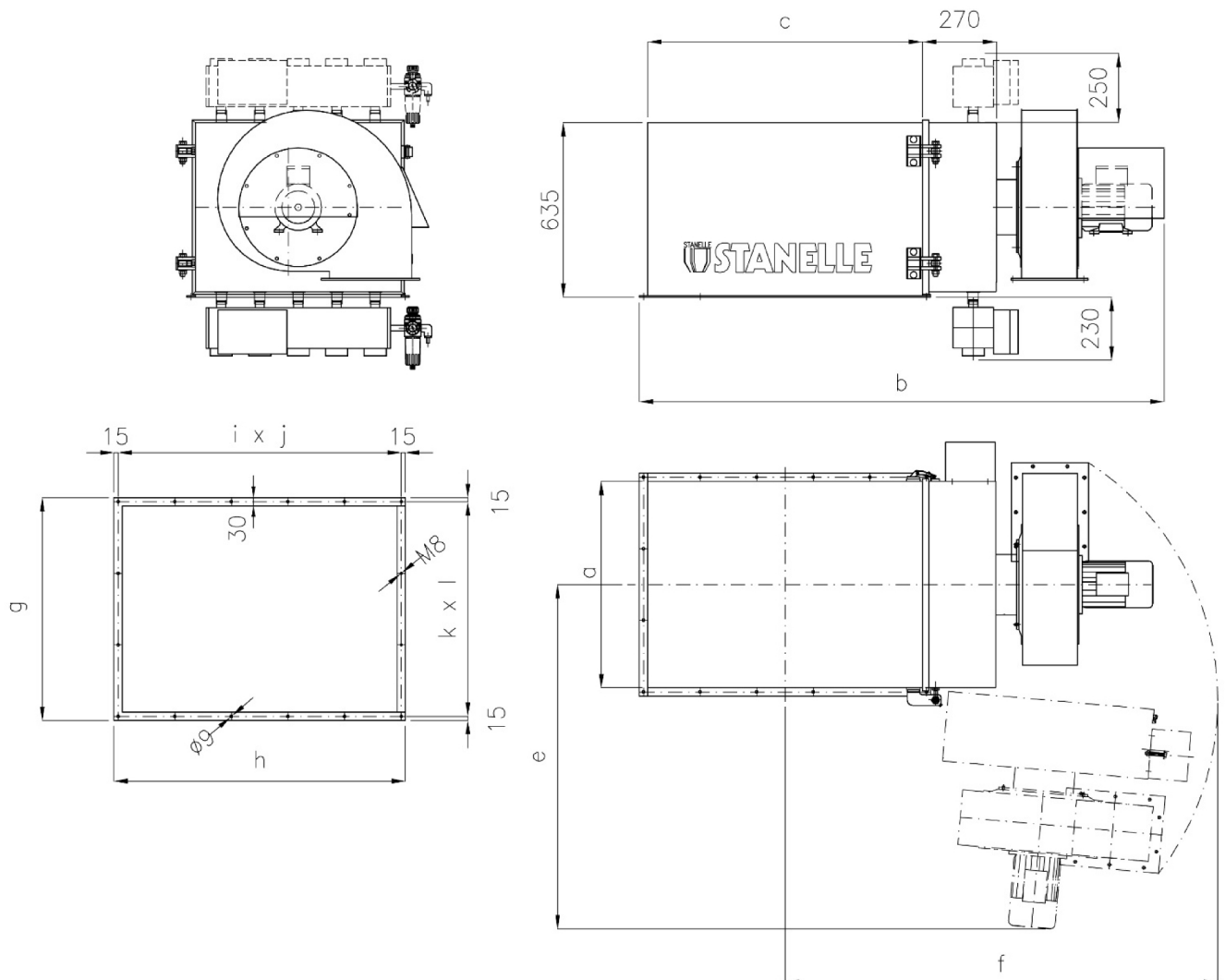
Finish

Dimensions Ulufi (mm)

| Model | Ulufi 10 | Ulufi 15 | Ulufi 18 | Ulufi 26 | Ulufi 38 | Ulufi 54 |
|-------|----------|-----------|----------|----------|----------|----------|
| a | 400 | 540 | 540 | 750 | 1330 | 1700 |
| b | 1620 | 1620 | 1800 | 1920 | 1770 | 2000 |
| c | 800 | 800 | 1000 | 1000 | 1000 | 1000 |
| e | 1000 | 1120 | 1120 | 1300 | 1470 * | 1850 * |
| f | 1220 | 1320 | 1380 | 1580 | 1440 * | 1640 * |
| g | 460 | 600 | 600 | 810 | 1390 | 810 |
| h | 860 | 860 | 1060 | 1060 | 1060 | 1060 |
| i x j | 2 x 215 | 2 x 285 | 2 x 285 | 2 x 260 | 5 x 272 | 2 x 260 |
| k x l | 5 x 166 | 4 x 207,5 | 5 x 206 | 5 x 206 | 5 x 206 | 5 x 206 |

(*) Filter unit with 2 doors

Dimension drawing: Pressure vessel bottom (alternatively top) / door hinge left (alternatively right)





Picture: Ulufi 38 with aspiration shoe for conveyor belt 800mm after steel roller, as well as silencer


Technical Data Ulufi with fan

| Model | Ulufi 10 | Ulufi 15 | Ulufi 18 | Ulufi 26 | Ulufi 38 | Ulufi 54 |
|-------------------------------|---|-----------|------------|------------|------------|------------|
| Capacity/ Nm ³ / h | 500 | 750 | 900 | 1300 | 1900 | 2700 |
| Maximum temperature | 80° C bzw. on request with special filter media | | | | | |
| Filter cartridges / pcs. | 5 | 7 | 7 | 10 | 2 x 8 | 2 x 11 |
| Size Filter plates / mm | 494 x 800 | 494 x 800 | 494 x 1000 | 494 x 1000 | 494 x 1000 | 494 x 1000 |
| Filter medium | polyester | | | | | |
| Solenoid valve / pcs. | 3 | 4 | 4 | 5 | 2 x 4 | 2 x 6 |
| Operating Pressure | 4 bar | | | | | |
| Air connection | hose nozzle 12 mm | | | | | |
| Actuation air | 105 Nltr/min with a break time of 20 sec. | | | | | |
| Fan voltage | 230 / 400 V | | | | | |
| Fan power, kW | 0,37 | 0,75 | 1,1 | 1,5 | 2 x 1,1 | 2 x 1,5 |
| Weight / kg (ca.) | 130 | 175 | 240 | 300 | 391 | 620 |

The model number corresponds approximately to the filter area in m². The exact filter area depends on the filter media selected for the application.

Article number

| Model | Ulufi 10 | Ulufi 15 | Ulufi 18 | Ulufi 26 | Ulufi 38 | Ulufi 54 |
|---|----------------|---------------|---------------|---------------|---------------|---------------|
| | Article number | | | | | |
| Standard with fan | 722 10 302 | 722 10 062 | 722 10 379 | 722 10 216 | 722 10 328 | 722 10 308 |
| execution ATEX 20/22 with fan | 722 10 401 | 722 10 402 | 722 10 403 | 722 10 299 | 722 10 406 | 722 10 408 |
| Execution as Silo bunker filter without fan | 722 10 302-60 | 722 10 062-60 | 722 10 379-60 | 722 10 216-60 | 722 10 328-60 | 722 10 308-60 |



Picture: Ulufi 38 with fan



Picture: Ulufi 54 Silo-Bunker Top filter (exhaust air nozzle) without fan, DP control Differential pressure

Filterelemente

| Model | Ulufi 10 | Ulufi 15 | Ulufi 18 | Ulufi 26 | Ulufi 38 | Ulufi 54 |
|-----------------------------|----------------|------------|------------|------------|------------|------------|
| | Article number | | | | | |
| Standard | 722 10 201 | 722 10 201 | 722 10 151 | 722 10 151 | 722 10 151 | 722 10 151 |
| Execution ATEX 20/22 | 722 10 450 | 722 10 450 | 722 10 309 | 722 10 309 | 722 10 309 | 722 10 309 |


Other sizes and applications according to your requirements are available on request!



Please indicate the characteristics of the media to be pumped when making an enquiry: e.g. cement, lime, animal feed, salt, sugar, etc.








Picture: Ulufi 10 with aspiration shoe for conveyor belt 650mm








Picture: Belt and loader dedusting system

Clock control for Ulufi

| | Article number | |
|---|----------------|---|
| Control unit FST 3-4 Supply voltage 230V/AC Standard | 881 10 206 |  |
| Control unit FST 3-4 Supply voltage 24V/DC Standard | 881 10 240 |  |
| Control unit FST 3-4 Supply voltage 24V ATEX Zone 22  | 881 10 265 |  |
| Control unit FST 3-8 Supply voltage 24V/DC Standard | 881 10 207 |  |

Differential pressure control for Ulufi







| | Article number | |
|--|----------------|---|
| Control DP4 for pneumatic filters, connection voltage 230 V/AC for 4 solenoid valves 24V/DC for silo application | 881 10 209 |  |
| Control DP4 for pneumatic filters, supply voltage 24 V/DC for 4 solenoid valves 24V/DC for silo application | 881 10 209-24V |  |
| Control DP4 for pneumatic filters, connection voltage 230 V/AC ATEX Zone 22 for 4 pneumatic valves for silo application | 881 10 210 |  |
| Control DP4 for pneumatic filters, supply voltage 24 V/DC ATEX Zone 22 for 4 pneumatic valves | 881 10 210-24V |  |
| Control DP8 for pneumatic filters, Ulufi 26 - 54, Supply voltage 230 V/AC ATEX Zone 22 for 7 pneumatic valves | 881 10 267 |  |

Equipment / Spare parts

| | Article number | |
|------------------------|----------------|--|
| Weld-in frame Ulufi 10 | 722 10 398 | |
| Weld-in frame Ulufi 15 | 722 10 386 | |
| Weld-in frame Ulufi 18 | 722 10 188 | |
| Weld-in frame Ulufi 26 | 722 10 371 | |
| Weld-in frame Ulufi 38 | 722 10 384 | |
| Weld-in frame Ulufi 54 | 722 10 385 | |

Equipment / Spare parts

| | Article number | |
|---|----------------|---|
| Compact filter element suitable for Ulufi 10 / 15 | 722 10 201 |  |
| Compact filter element suitable for Ulufi 18 / 26 / 38 | 722 10 151 |  |
| Compact filter element suitable for Ulufi 10 / 15 ATEX | 722 10 450 |  |
| Compact filter element suitable for Ulufi 18 / 26 / 38 ATEX | 722 10 309 |  |
| Mounting rail with Venturi nozzle | 722 10 417 |  |
| Valve cover set without coil for ATEX / 881 10 210 | 881 10 268 |  |
| Valve cover set 24V/DC, consisting of valve cover and electric coil | 881 10 245 |  |
| Valve cover set 230 V/AC, consisting of valve cover and electric coil | 881 10 247 |  |
| Diaphragm for quick relief valve | 881 10 246 |  |

| | | |
|---|---------------|---|
| Solenoid valve, 24V/DC | 881 10 245-01 |  |
| Solenoid valve, 230V/AC | 881 10 247-01 |  |
| Valve covers | 881 10 253 |  |
| Valve connector type BI, cable 2m | 881 10 401 |  |
| Filter regulator G 1/2" | 874 10 001 |  |
| Solenoid valve complete 24V/AC / 24V/DC Old filter design (until 2013) | auf Anfrage |  |